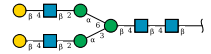
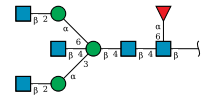
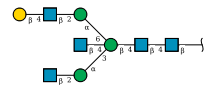
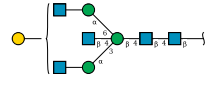
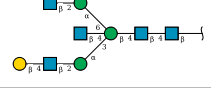
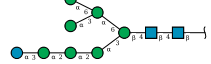
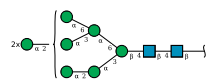
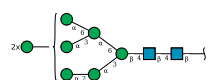
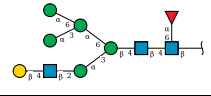



Table 1 – continued from previous page

Comp.	Mass	GlyTouCan Comp. ID	Glycan Core	GlyTouCan Struc. ID	Oxford Name	Short Name	SNFG
			Oligomannose	G82020ZR	None	None	
			Oligomannose	G87618BG	M7	Man7	
			Oligomannose	G68668TB	None	None	
			Oligomannose	G83161QT	M7	Man7	
H5N3F1	1583.5707	G82119TF	Hybrid	G82942ZJ	None	None	
H6N3	1599.5656	G72735IY	Hybrid	G16828VN	None	None	
			Hybrid	G65160UI	None	None	
H4N4F1	1624.5973	G46687AB	Complex	G61937QU	FA2G1	G1F	
			Complex	G27919IH	FA2[6]G1	G1F	
H5N4	1640.5922	G50045TK	Complex	G22140GZ	A2G2	G2	

Continued on next page

Table 1 – continued from previous page

Comp.	Mass	GlyTouCan Comp. ID	Glycan Core	GlyTouCan Struc. ID	Oxford Name	Short Name	SNFG
			Complex	G36191CD	A2G2	G2	
H3N5F1	1665.6239	G10256JP	Complex	G30159WR	FA2B	G0A0BF	
H4N5	1681.6188	G23432EQ	Complex	G11535IB	A2[6]G1B	G1B	
			Complex	G55052CN	A2G1B	G1B	
			Complex	G72718TT	A2[3]G1B	G1B	
H8N2	1720.5918	G64527OM	Oligomannose	G32149KV	None	None	
			Oligomannose	G93993PD	None	None	
			Oligomannose	G66676MI	None	None	
H6N3F1	1745.6235	G84820NF	Hybrid	G11637WL	None	None	
H4N4S1	1769.6348	G31916IQ	Complex	G90725ZC	A2[6]G1S1	G1S	

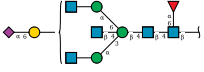
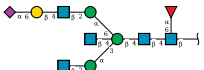
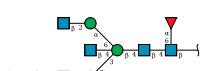
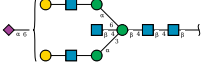
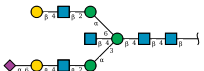
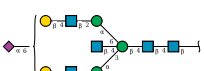
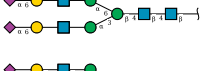
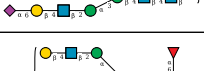
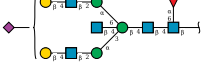
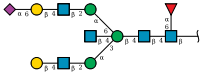
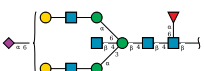
Continued on next page

Table 1 – continued from previous page

Comp.	Mass	GlyTouCan Comp. ID	Glycan Core	GlyTouCan Struc. ID	Oxford Name	Short Name	SNFG
H5N5F1	1989.7295	G91636VS	Complex	G25520XG	FA2G2B	G2BF	
			Complex	G61627IG	FA2G2B	G2BF	
H6N5	2005.7244	G20425TQ	Complex	G29857RC	None	None	
H10N2	2044.6974	G40066BA	Oligomannose	G00487XO	None	None	
			Oligomannose	G19958IL	None	None	
			Oligomannose	G83296CO	None	None	
H5N4F1S1	2077.7455	G84452RH	Complex	G07392QY	FA2[6]G2S1	G2FS	
			Complex	G12708JQ	FA2G2S1	G2FS	
			Complex	G22674CI	None	None	
			Complex		None	None	
			Complex		None	None	

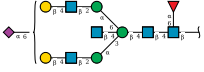
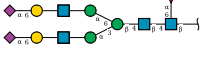
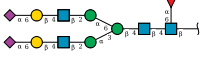
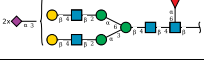
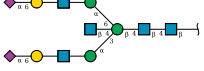
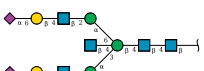

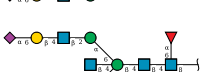

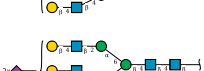

Continued on next page

Table 1 – continued from previous page

Comp.	Mass	GlyTouCan Comp. ID	Glycan Core	GlyTouCan Struc. ID	Oxford Name	Short Name	SNFG
H4N5F1S1	2118.7721	G72667IM	Complex	G47699LZ	None	None	
			Complex	G17848HM	None	None	
			Complex	G67942CH	None	None	
H5N5S1	2134.767	G66760KM	Complex	G64196PV	None	None	
			Complex	G25140TA	A2G2BS1	G2BS	
			Complex		None	None	
H5N4S2	2222.783	G48414YA	Complex	G58235TZ	None	None	
			Complex	G84467IZ	A2G2S2	G2S2	
H5N5F1S1	2280.8249	G02030ZB	Complex	G18422YU	FA2G2BS1	G2BFS	
			Complex	G20096RP	FA2[6]G2BS1	G2BFS	
			Complex	G17867XD	FA2G2BS1	G2BFS	

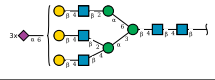
Continued on next page

Table 1 – continued from previous page

Comp.	Mass	GlyTouCan Comp. ID	Glycan Core	GlyTouCan Struc. ID	Oxford Name	Short Name	SNFG
			Complex		None	None	
H5N4F1S2	2368.8409	G22310AV	Complex	G72163CE	None	None	
			Complex	G56749GV	FA2G2S2	G2FS2	
			Complex	G05610JO	None	None	
H5N5S2	2425.8624	G26403SG	Complex	G98668GO	None	None	
			Complex	G50779LX	A2G2BS2	G2BS2	
H5N5F1S2	2571.9203	G91473PK	Complex	G18733MI	FA2G2BS2	G2BFS2	
			Complex	G14127XU	FA2G2BS2	G2BFS2	
H6N5S2	2587.9152	G52527GH	Complex	G30879ZB	None	None	
			Complex	G31112DL	None	None	
H6N5S3	2879.0106	G47518TP	Complex	G66665YI	None	None	

Continued on next page

Table 1 – continued from previous page

Comp.	Mass	GlyTouCan Comp. ID	Glycan Core	GlyTouCan Struc. ID	Oxford Name	Short Name	SNFG
			Complex	G96622LK	None	None	
H6N5F1S3	3025.0685	G15169WU	Complex	G62018IE	None	None	